Hagelskjar *et al.*
Microplastics and Nanoplastics (2023) 3:28
https://doi.org/10.1186/s43591-023-00075-1

Microplastics and Nanoplastics

CORRECTION

Open Access

Correction: Investigating the correlation between morphological features of microplastics (5–500 µm) and their analytical recovery

O. Hagelskjar[1,2*], A. Creze[3], G. Le Roux[1] and J. E. Sonke[2]

Correction: Micropl Nanopl 3, 22 (2023) https://doi.org/10.1186/s43591-023-00071-5

The original publication of this article [1] contained incorrect widths for the error bars in Figs. 5, 6, 7 and 8 due to human error in the visual processing. The depicted width was half of the true standard deviation. The incorrect and correct figures are shown in this correction article. The original article has been updated.

The original article can be found online at https://doi.org/10.1186/s43591-023-00071-5.

*Correspondence:
O. Hagelskjar
oskar.hagelskjaer@univ-tlse3.fr
[1] Universite de Toulouse, CNRS UMR5245, Laboratoire Ecologie Fonctionnelle Et Environnement, Avenue de L'Agrobiopole, 31326 Toulouse, France
[2] CNRS UMR5563 - IRD UR 234, Geosciences Environnement Toulouse, Universite Paul Sabatier, 14 Avenue Edouard Belin, 31400 Toulouse, France
[3] Arvalis, Institut du Vegetal, 6 Chemin de La Cote Vieille, 31450 Baziege, France

© The Author(s) 2023. **Open Access** This article is licensed under a Creative Commons Attribution 4.0 International License, which permits use, sharing, adaptation, distribution and reproduction in any medium or format, as long as you give appropriate credit to the original author(s) and the source, provide a link to the Creative Commons licence, and indicate if changes were made. The images or other third party material in this article are included in the article's Creative Commons licence, unless indicated otherwise in a credit line to the material. If material is not included in the article's Creative Commons licence and your intended use is not permitted by statutory regulation or exceeds the permitted use, you will need to obtain permission directly from the copyright holder. To view a copy of this licence, visit http://creativecommons.org/licenses/by/4.0/.

Incorrect figure 5

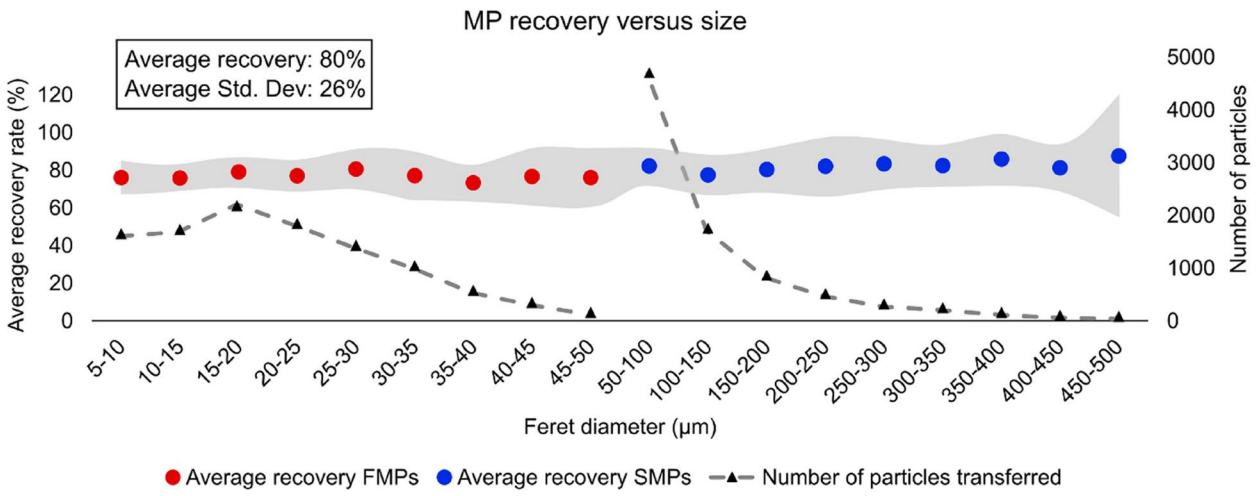

Incorrect figure 6

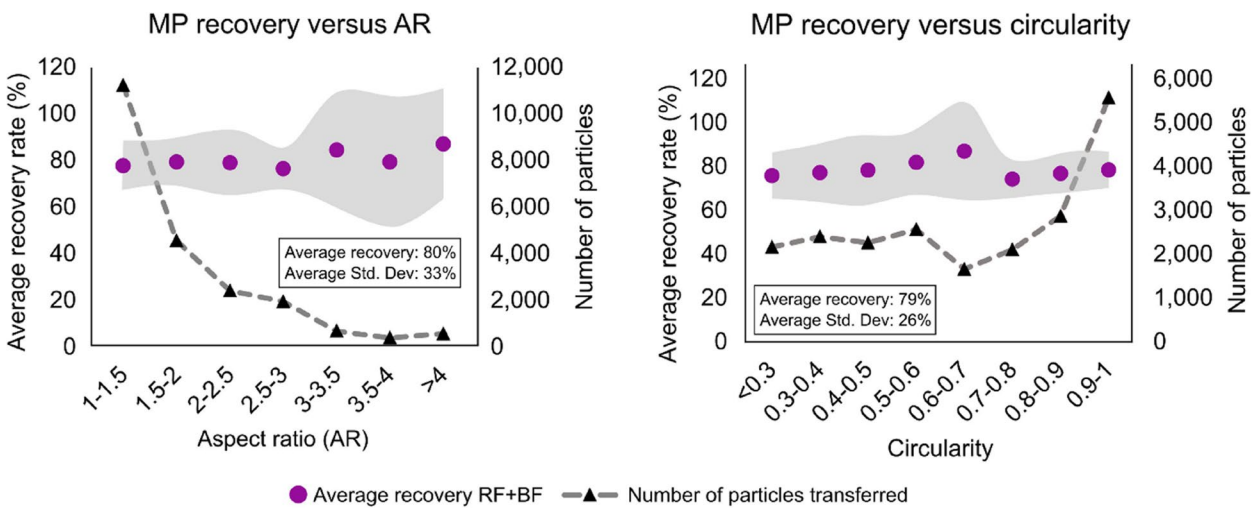

Incorrect figure 7

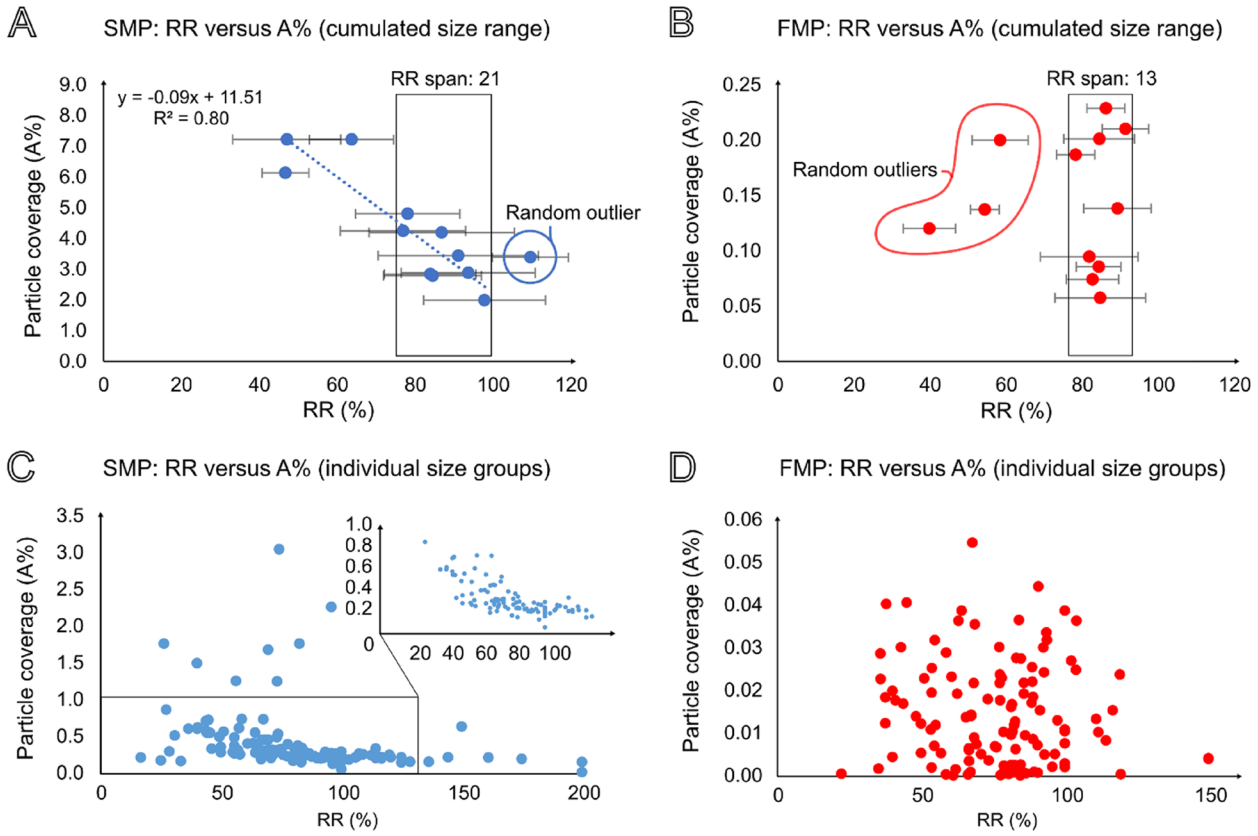

Incorrect figure 8

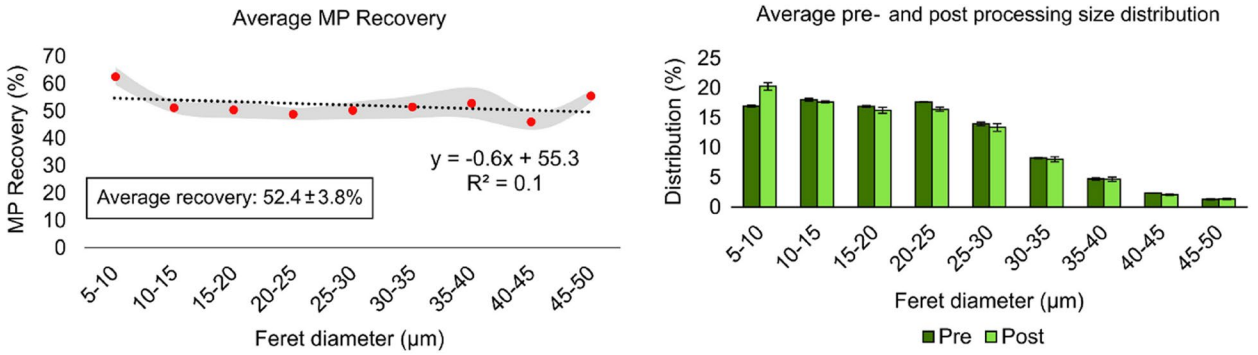

Correct figure 5

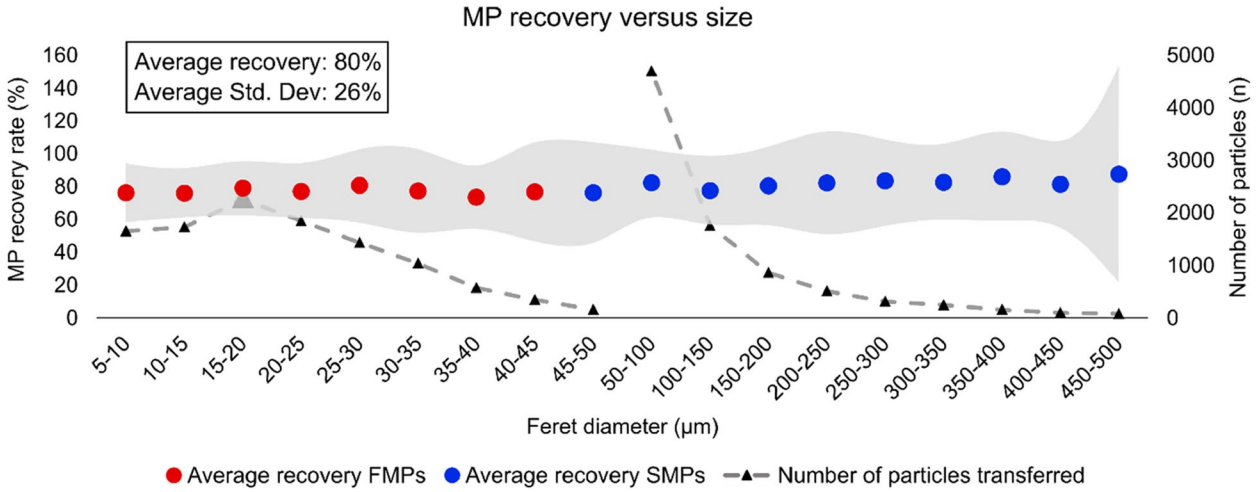

Correct figure 6

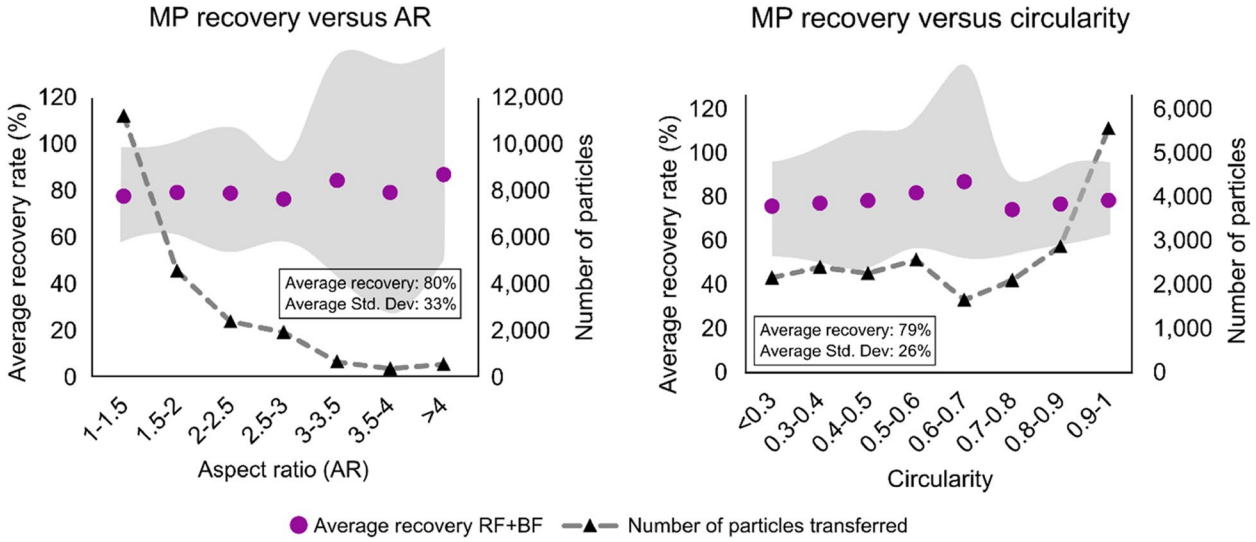

Correct figure 7

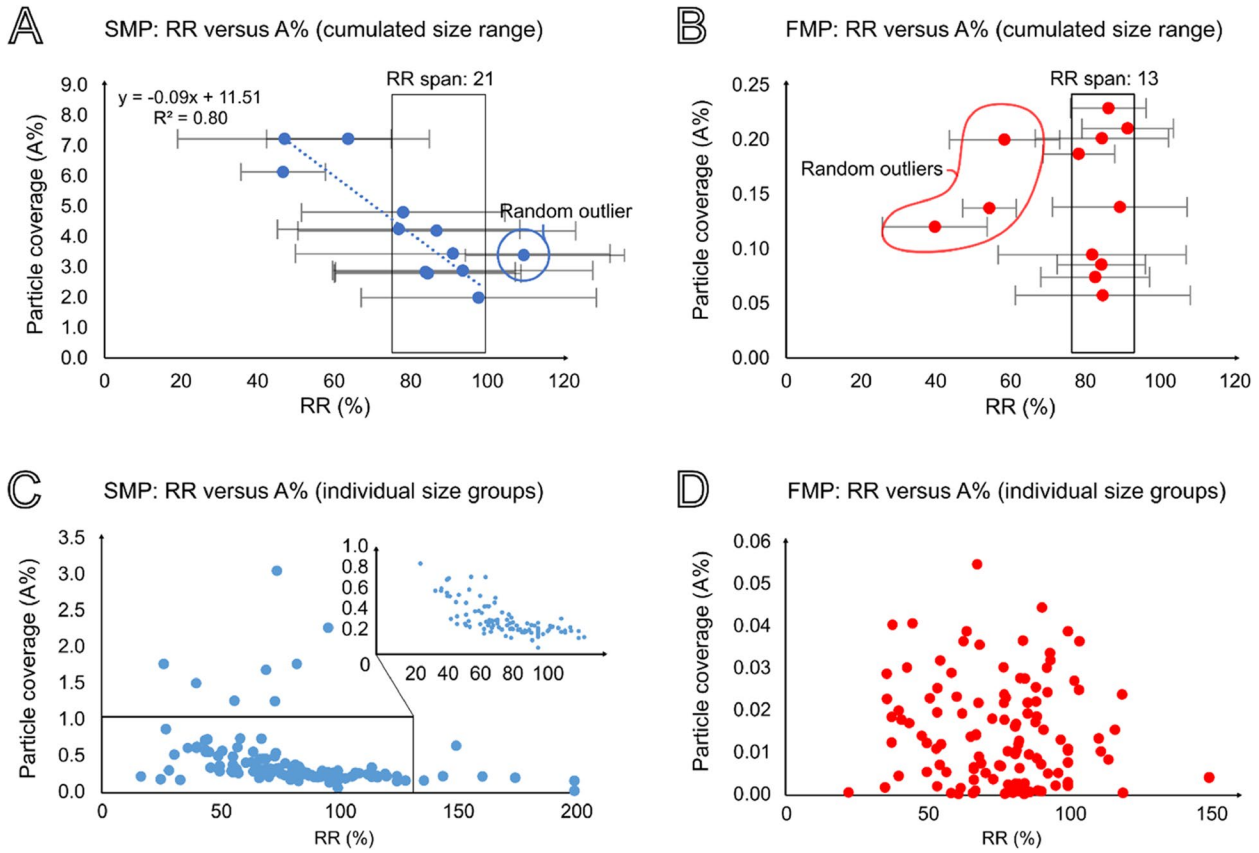

Correct figure 8

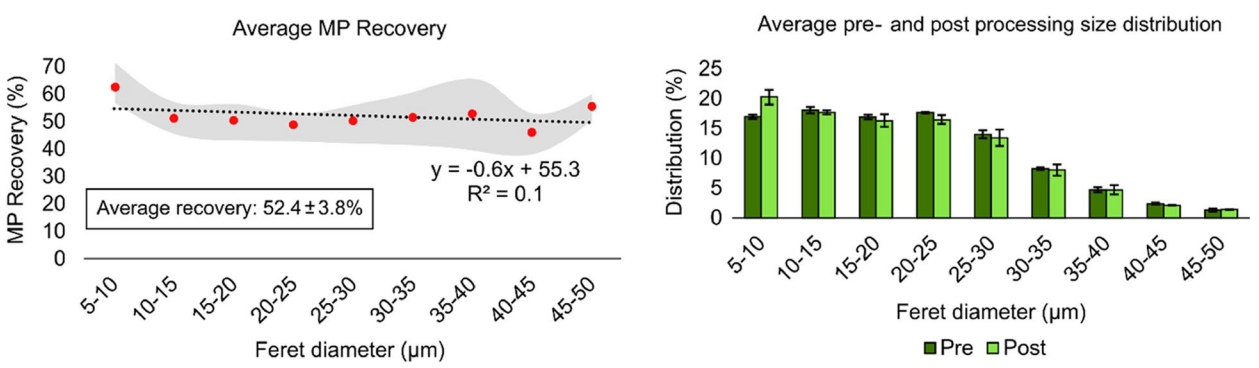

Published online: 27 November 2023

Reference

1. Hagelskjar O, et al. Investigating the correlation between morphological features of microplastics (5–500 µm) and their analytical recovery. Micropl Nanopl. 2023;3:22. https://doi.org/10.1186/s43591-023-00071-5.